



Want to upgrade your service?  
Go to: [synergyfiber.com/shop.html](http://synergyfiber.com/shop.html)

## Program Guide

**ALL DEVICES MUST BE REGISTERED FOR SMART WIFI ACCESS**

- STEP 1** Connect to Uncommon Resident with the password Golden\*1212
- STEP 2** Click "I accept the terms" for the acceptable use policy and enter your email address.
- STEP 3** Complete the registration for all devices.

## What Registering Does

Registering your devices allows them to communicate with one another over the network as well as providing you with additional usability and privacy.

## Contact Support

Contact our support desk at 203.280.2029.

Email us at [support@synergyfiber.com](mailto:support@synergyfiber.com) | Text us at 734.249.6005 | Chat Support at [synergyfiber.com](http://synergyfiber.com).

01 Program Guide	37 FXX
02 A&E	38 Hallmark Channel
03 ABC (KSTP)	39 HGTV
04 AMC	40 History Channel
05 Animal Planet	41 Headline News
06 AXS TV	42 IFC
07 BET	43 Crime
08 BIG10	44 ION
09 Bloomberg	45 Lifetime
10 Bravo	46 MLB
11 Cartoon Network	47 MotorTrend
12 CBS (WCCO)	48 MSNBC
13 Country Music TV	49 MTV
14 CNBC	50 MTV Live
15 CNN	51 MTV2
16 Comedy Central	53 NBC (KARE)
17 COMET	54 NBC Sports
18 Cooking Channel	55 SEC
19 CSPN2	56 NHL
20 The CW	57 Nickelodeon
21 Discovery	58 Paramount
22 Disney Channel	59 Movies!
23 E!	60 OWN
24 ESPN	61 POP
25 ESPN2	62 REELZ
26 ESPNEWS	63 SYFY
27 ESPNU	64 TBS
28 Food Network	65 TLC
29 FOX 9	66 TNT
30 Fox Business	67 Travel Channel
31 Fox News	68 TruTV
32 Fox Sports 1	69 TV Land
33 FOX Sports 2	70 USA
34 Freeform	71 VH1
35 FUSE	72 Weather Channel
36 FX	73 Women's Entertainment

Updated 8/3/20 \*Subject to Change\*



Scan me to set up your TV!  
[setupmytv.synergyfiber.com](http://setupmytv.synergyfiber.com)



## WIFI & PASSWORDS

### RESIDENT WIFI

SSID: Uncommon Resident

Password: Golden\*1212

*(must register devices first, see above)*

1

CONNECT TO THE UNCOMMON RESIDENT WIFI NETWORK WITH THE PASSWORD: Golden\*1212

2

YOU WILL BE REDIRECTED TO AN ACCEPTABLE USE POLICY. CLICK "I ACCEPT THE TERMS" OF THE ACCEPTABLE USE POLICY.

synergyfiber

Please enter your email

**ACCEPTABLE USE POLICY**

By accepting this agreement, you are subject to the terms, conditions and provisions of the applicable Service Level. Synergy Broadband may cooperate with legal authorities and/or third parties in the investigation of any suspected or alleged crime or civil wrongdoing by you in connection with the Services. Synergy Broadband reserves the right to suspend or terminate an account for any actual or threatened violation of this AUP, the Terms and Conditions, and/or the Service Level Agreement, or take other action as deemed appropriate by Synergy Broadband in its sole discretion. Synergy Broadband assumes and expects you to have a basic knowledge of how the Internet functions, the types of uses that are generally acceptable, and the types of uses that must be avoided.

**The following constitute violations of this AUP:**

**Illegal Use**  
Using the Services to transmit any material by any manner that violates any applicable law, or any rules or regulations promulgated thereunder, or any treaty or tariff (including transmitting obscene materials, intentionally spreading computer viruses, gaining unauthorized access to private

I accept the terms

If you have questions about this page, contact your local support staff for assistance. Please provide the following information:

3

AFTER YOU ACCEPT THE TERMS, YOU WILL BE REQUIRED TO ENTER YOUR EMAIL ADDRESS AND CLICK CONTINUE.

synergyfiber

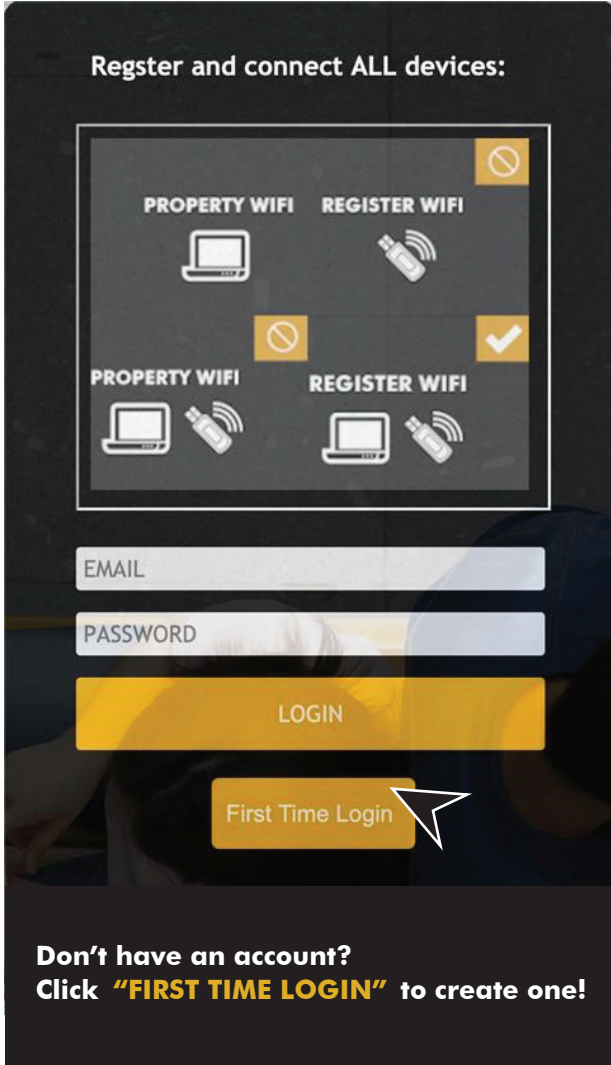
Please enter your email

EMAIL

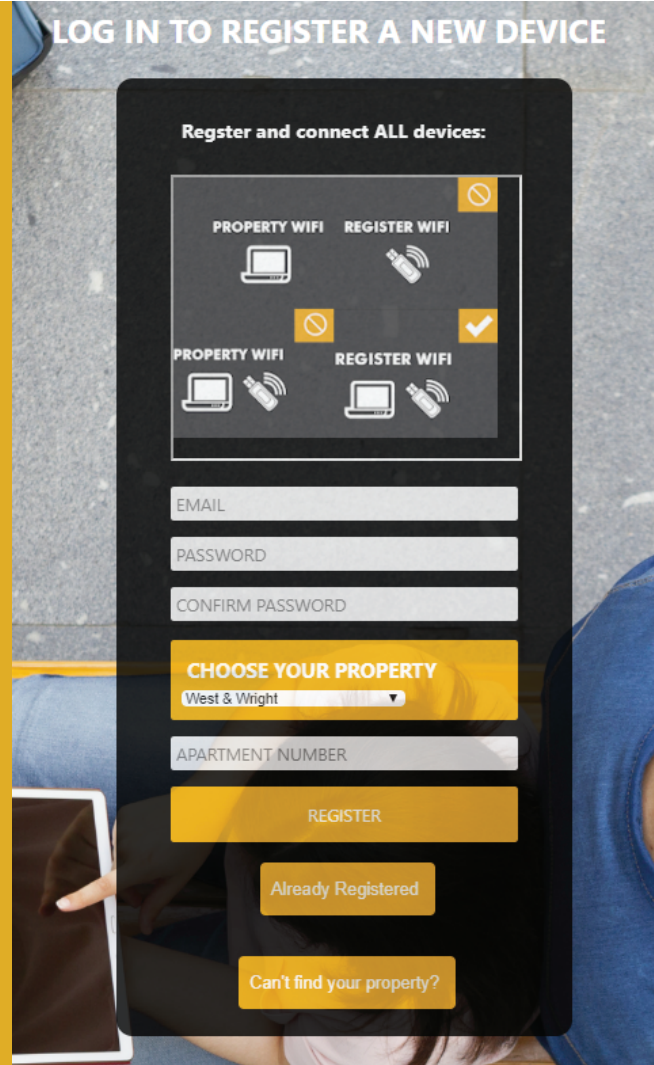
Continue

4

YOU WILL BE REDIRECTED TO REGISTER.SYNERGYWIFI.COM WHERE YOU CAN REGISTER ALL OF YOUR DEVICES. COMPLETE THE REGISTRATION.

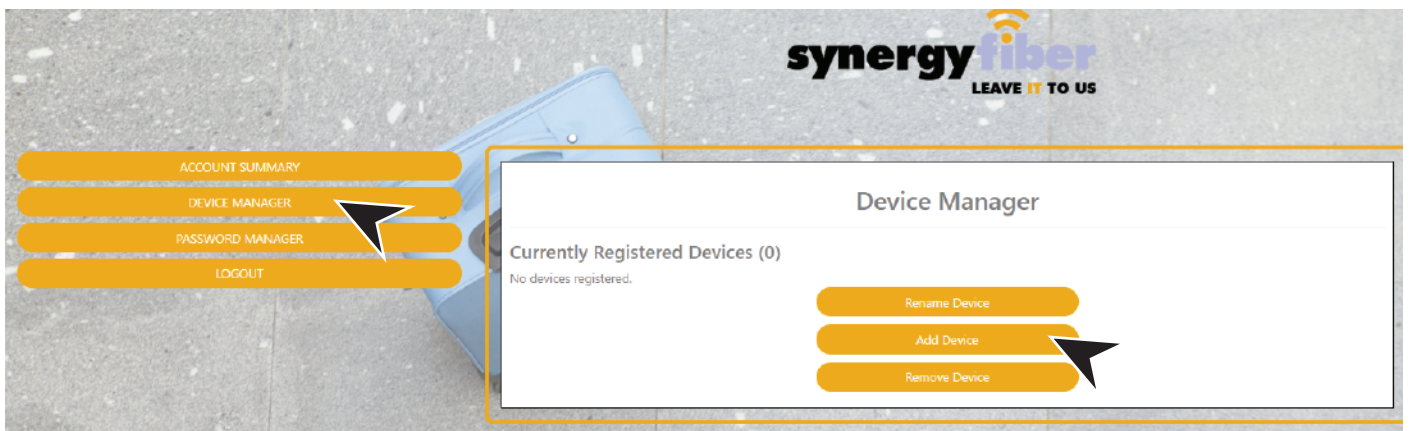


TO CREATE ACCOUNT



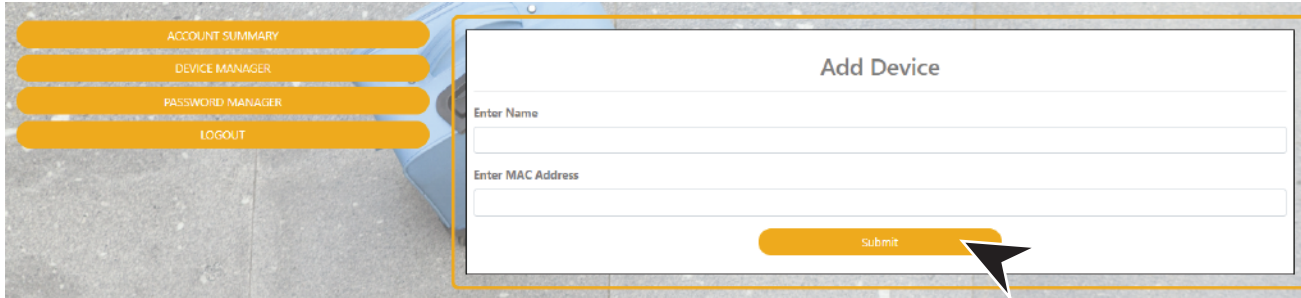
5

GO TO DEVICE MANAGER IN YOUR DASHBOARD TO ADD DEVICES



# 6

## ENTER DEVICE NAME AS WELL AS ITS MAC ADDRESS



**EXAMPLES OF WHAT A MAC ADDRESS MAY LOOK LIKE:**

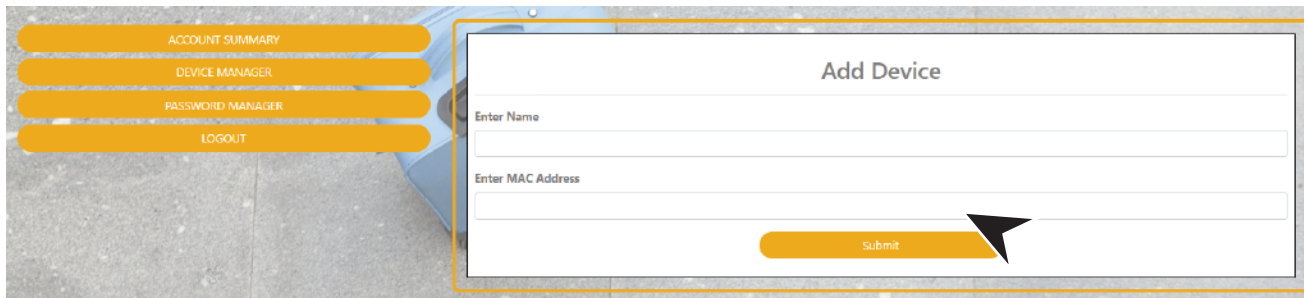
**00-17-ab-5a-6e-f5      OR      10:AE:60:60:60:60**

**NEED HELP FINDING YOUR MAC ADDRESS? GO TO:**

**<https://www.synergyfiber.com/documents/MAC-Address-Guide.pdf>**

# 7

## CONTINUE ADDING ALL YOUR DEVICES



# 8

## FINISH BY CONNECTING ALL DEVICES TO RESIDENT WIFI "UNCOMMON RESIDENT"



**CONNECT ALL DEVICES TO "UNCOMMON RESIDENT "**

**THAT'S IT! YOU'RE ON THE NETWORK. IF YOU NEED TO ADD A DEVICE IN THE FUTURE, LOG BACK INTO REGISTER.SYNERGYWIFI.COM AND FOLLOW STEPS FOR ADDING YOUR DEVICE ABOVE.**