

WIFI & PASSWORD

RESIDENT WIFI
SSID: Identity Resident
Password: Aggies*525
(must register devices first, see below)

REGISTER!



ALL DEVICES MUST BE REGISTERED FOR SMART WIFI ACCESS!

- STEP 1** Connect to Identity Resident with the password Aggies*525
- STEP 2** Click "I accept the terms" for the acceptable use policy and enter your email address
- STEP 3** Complete the registration for all devices

See below for step by step register instructions

What Registering Does

Registering your devices allows them to communicate with one another over the network as well as providing you with additional usability and privacy.



Want to upgrade your service? Go to: synergyfiber.com/shop.html



CONTACT SUPPORT

Contact Support

Contact our support desk at 203 280 2029

- Email us at support@synergyfiber.com
- Text us at 734.249.6005
- Chat Support at synergyfiber.com

REGISTER!



ALL DEVICES MUST BE REGISTERED FOR SMART WIFI ACCESS!

STEP 1 CONNECT TO RESIDENT WIFI

STEP 2 CLICK "I ACCEPT THE TERMS" OF THE ACCEPTABLE USE POLICY

STEP 3 ENTER YOUR EMAIL ADDRESS AND CLICK CONTINUE

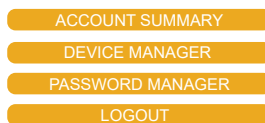
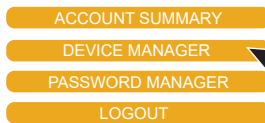
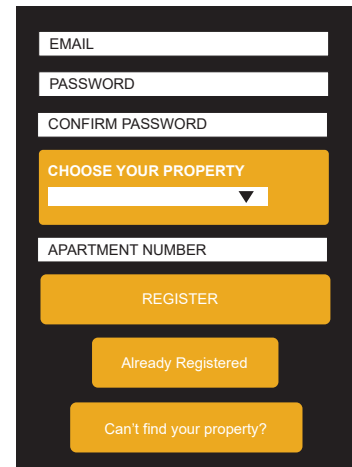
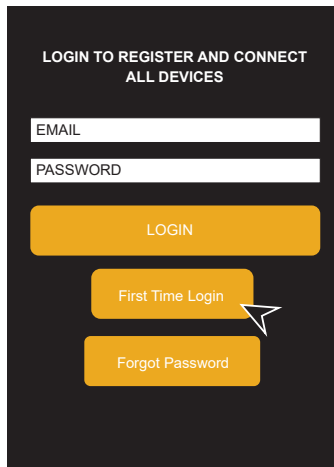
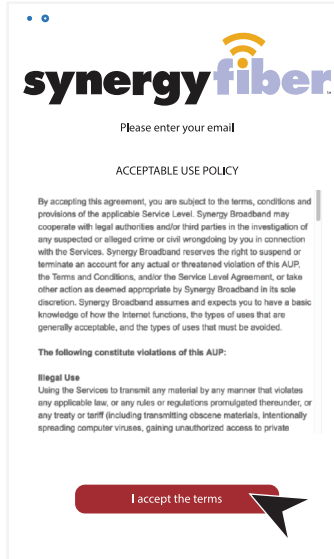
STEP 4 CREATE ACCOUNT AT REGISTER.SYNERGYWIFI.COM

STEP 5 GO TO DEVICE MANAGER TO ADD DEVICES

STEP 6 ENTER DEVICE NAME AS WELL AS ITS MAC ADDRESS

STEP 7 CONTINUE ADDING ALL OF YOUR DEVICES

STEP 8 FINISH BY CONNECTING ALL DEVICES TO RESIDENT WIFI



NEED HELP FINDING YOUR MAC ADDRESS?



SCAN ME