



Want to upgrade your service?
Go to: synergyfiber.com/shop.html

Program Guide

ALL DEVICES MUST BE REGISTERED FOR SMART WIFI ACCESS

- STEP 1** Connect to HERE Resident with the password Lions*131
- STEP 2** Click "I accept the terms" for the acceptable use policy and enter your email address.
- STEP 3** Complete the registration for all devices.

What Registering Does

Registering your devices allows them to communicate with one another over the network as well as providing you with additional usability and privacy.

Contact Support

Contact our support desk at 203.280.2029.
Email us at support@synergyfiber.com | Text us at 734.249.6005 | Chat Support at synergyfiber.com.

01 Program Guide	38 FXX
02 ABC	39 Golf Channel
03 CBS	40 Hallmark Channel
04 CW	41 HGTV
05 FOX	42 History
06 NBC	43 HLN
07 PBS	44 IFC
08 A&E	45 Lifetime
09 AMC	46 MSNBC
10 Animal Planet	47 MTV
11 AXS TV	48 MTV Live
12 BBC America	49 MTV2
13 BET	50 National Geographic
14 Big Ten Network	51 NBC Sports Network
15 Bloomberg	52 NFL Network
16 Bravo	53 NHL Network
17 Cartoon Network	54 Nickelodeon/Nick at Nite
18 CMT	55 OWN
19 CNBC	56 PAC-12
20 CNN	57 Reelz
21 Comedy Central	58 Roots Sports Pittsburgh
22 C-SPAN 2	59 SEC Network
23 Discovery Channel	60 Spike TV
24 Disney Channel	61 Sports Alternate HD
25 E! Entertainment Television	62 Syfy
26 ESPN	63 TBS
27 ESPN2	64 TLC
28 ESPNEWS	65 TNT
29 ESPNU	66 Travel Channel
30 Food Network	67 truTV
31 FOX Business News	68 TV Land
32 FOX News	69 USA Network
33 FOX Sports 1	71 Velocity
34 FOX Sports 2	72 VH1
35 Freeform	73 Weather Channel
36 FUSE	74 Women's Entertainment
37 FX	

Updated 5/11/20 *Subject to Change*

HERE.

WIFI & PASSWORDS

RESIDENT WIFI
SSID: HERE Resident
Password: Lions*131
(must register devices first, see above)



Scan me to set up your TV!
setupmytv.synergyfiber.com

1

CONNECT TO THE HERE RESIDENT WIFI NETWORK WITH THE PASSWORD: Lions*131

2

YOU WILL BE REDIRECTED TO AN ACCEPTABLE USE POLICY. CLICK "I ACCEPT THE TERMS" OF THE ACCEPTABLE USE POLICY.

synergyfiber

Please enter your email

ACCEPTABLE USE POLICY

By accepting this agreement, you are subject to the terms, conditions and provisions of the applicable Service Level. Synergy Broadband may cooperate with legal authorities and/or third parties in the investigation of any suspected or alleged crime or civil wrongdoing by you in connection with the Services. Synergy Broadband reserves the right to suspend or terminate an account for any actual or threatened violation of this AUP, the Terms and Conditions, and/or the Service Level Agreement, or take other action as deemed appropriate by Synergy Broadband in its sole discretion. Synergy Broadband assumes and expects you to have a basic knowledge of how the Internet functions, the types of uses that are generally acceptable, and the types of uses that must be avoided.

The following constitute violations of this AUP:

Illegal Use
Using the Services to transmit any material by any manner that violates any applicable law, or any rules or regulations promulgated thereunder, or any treaty or tariff (including transmitting obscene materials, intentionally spreading computer viruses, gaining unauthorized access to private

I accept the terms

If you have questions about this page, contact your local support staff for assistance. Please provide the following information:

3

AFTER YOU ACCEPT THE TERMS, YOU WILL BE REQUIRED TO ENTER YOUR EMAIL ADDRESS AND CLICK CONTINUE.

synergyfiber

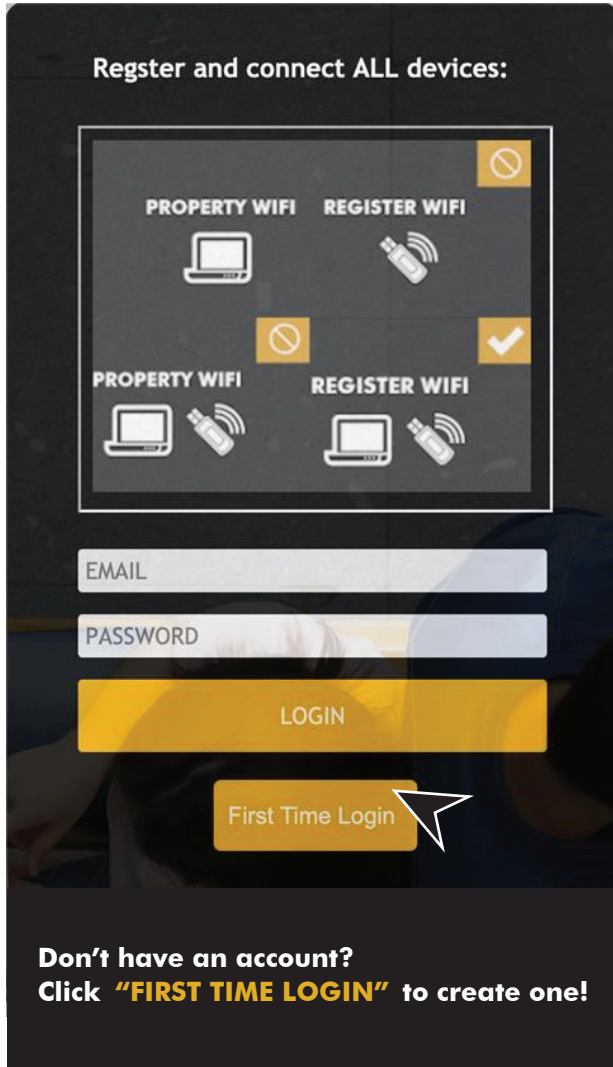
Please enter your email

EMAIL

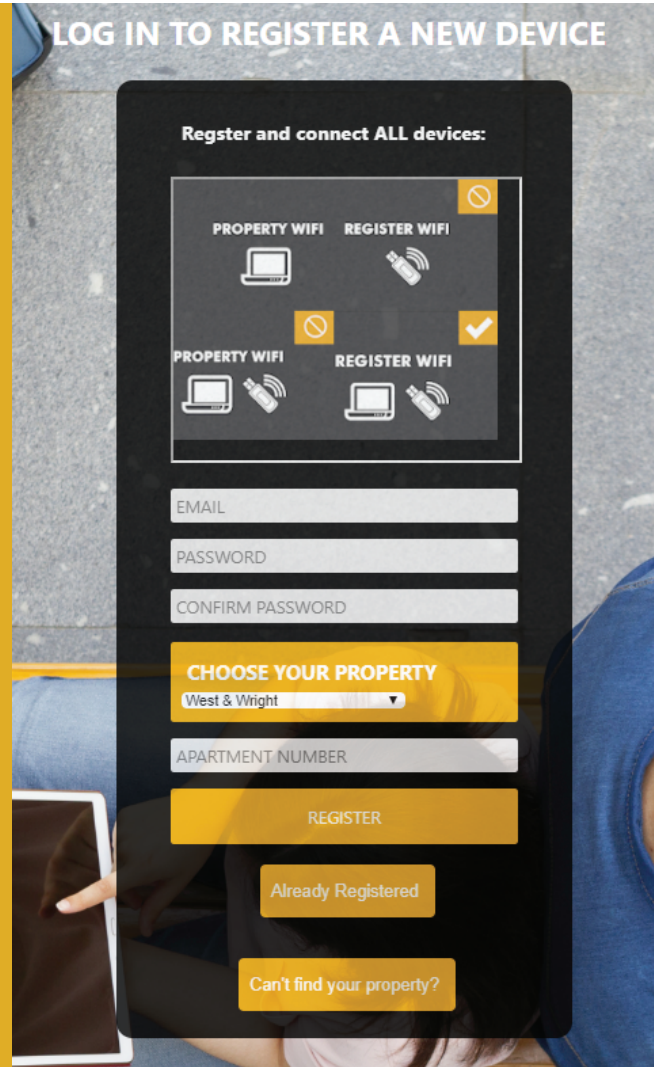
Continue

4

YOU WILL BE REDIRECTED TO REGISTER.SYNERGYWIFI.COM WHERE YOU CAN REGISTER ALL OF YOUR DEVICES. COMPLETE THE REGISTRATION.

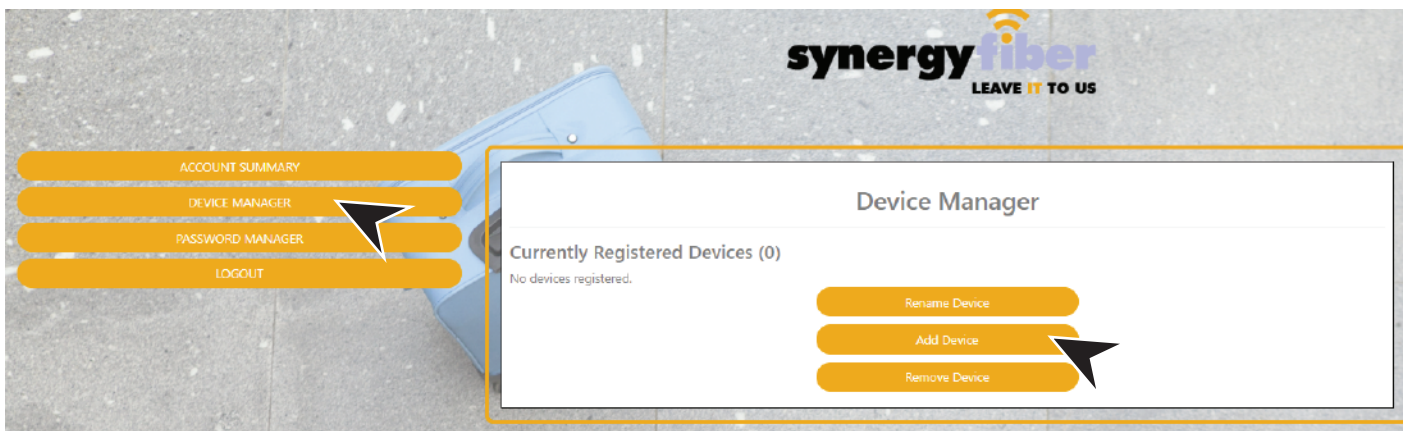


TO CREATE
ACCOUNT



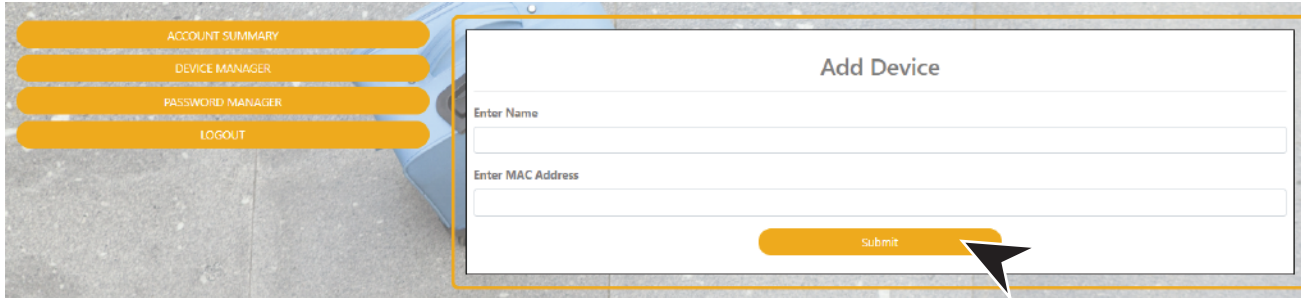
5

GO TO DEVICE MANAGER IN YOUR DASHBOARD TO ADD DEVICES



6

ENTER DEVICE NAME AS WELL AS ITS MAC ADDRESS



EXAMPLES OF WHAT A MAC ADDRESS MAY LOOK LIKE:

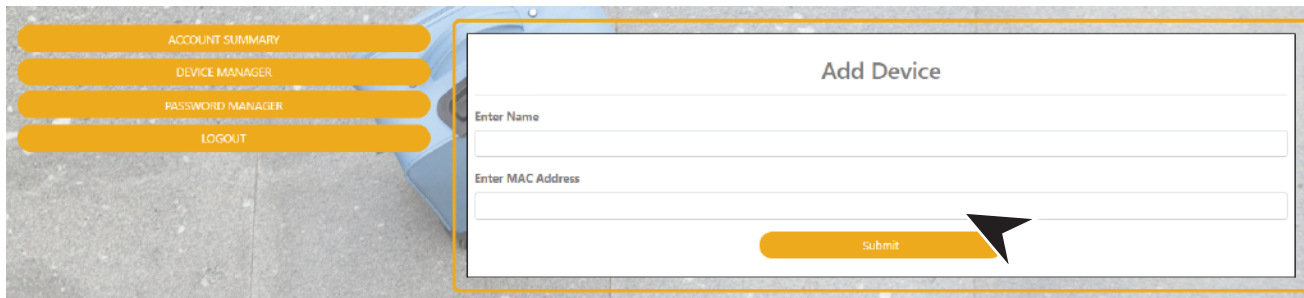
00-17-ab-5a-6e-f5 OR 10:AE:60:60:60:60

NEED HELP FINDING YOUR MAC ADDRESS? GO TO:

<https://www.synergyfiber.com/documents/MAC-Address-Guide.pdf>

7

CONTINUE ADDING ALL YOUR DEVICES



8

FINISH BY CONNECTING ALL DEVICES TO RESIDENT WIFI "HERE RESIDENT"



CONNECT ALL DEVICES TO "HERE RESIDENT "

THAT'S IT! YOU'RE ON THE NETWORK. IF YOU NEED TO ADD A DEVICE IN THE FUTURE, LOG BACK INTO REGISTER.SYNERGYWIFI.COM AND FOLLOW STEPS FOR ADDING YOUR DEVICE ABOVE.